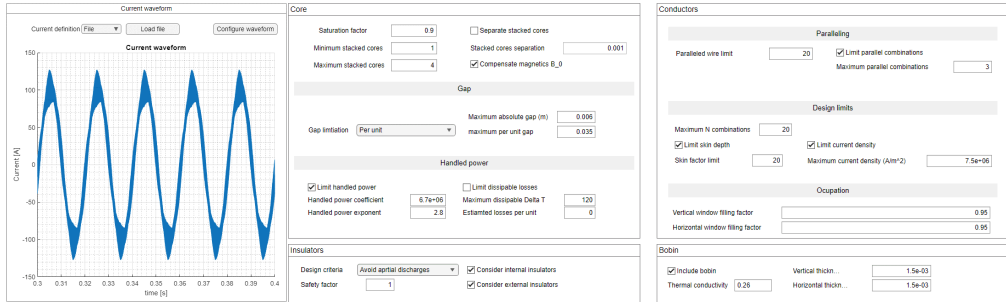


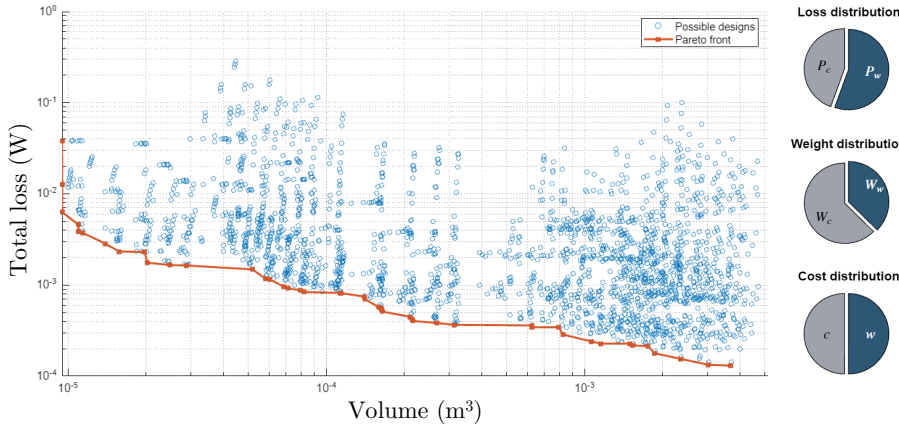
A single magnetic design tool for experts and nonexperts

Speed up your magnetic design in 3 steps

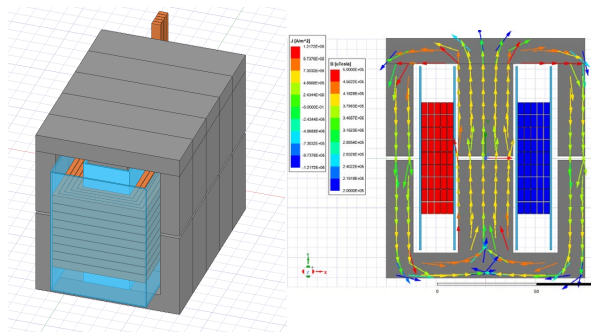
1 Enter the minimum required data or manually adjust every parameter



Select the device that best suits your needs **2**



3 Automatically build your 3D and 2D FEA models



Versatile A single design tool for experts and nonexperts



Adaptable Multi objective optimization



In-depth Not a black-box design. Provides full information of the device



Precise Automatic 3D and 2D model generation for FEA tools



Scalable From low to high power magnetics in a single tool

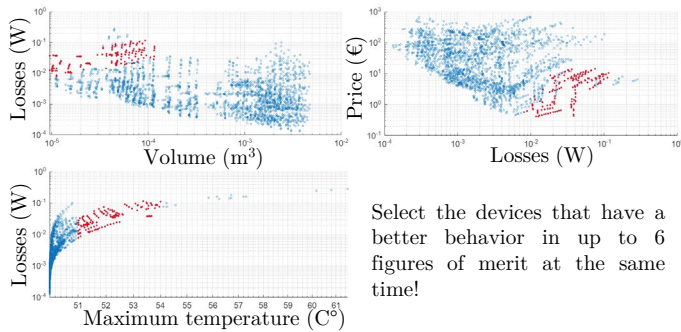
For every user

If you are an expert magnetic designer: twitch every design parameter to fit your needs.

If you are new to magnetic design or are in a hurry: Let the tool decide everything for you!

Powerful intuitive interface

The tool allows the selection of up to 6 figures of merit at the same time to achieve the device with a best performance for any particular need.



Select the devices that have a better behavior in up to 6 figures of merit at the same time!

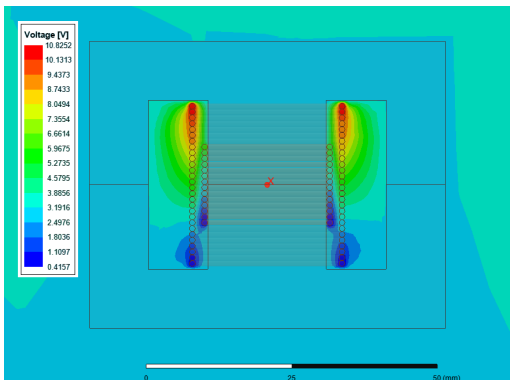
You can achieve the smallest, the lightest the cheapest or the most efficient device or any trade-off between any figure of merit. Select the device that best fits your needs!

Electric field

The electric field inside and outside the magnetic device is considered and the needed insulation is provided.

The risk of partial discharges is taken into account to ensure a long lifespan of the magnetic device.

The electric field is included in 3D and 2D FEA models.



State-of-the-art models

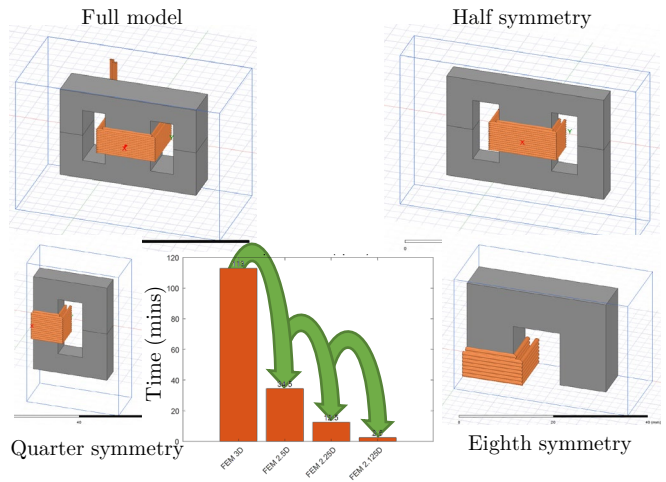
The use of state-of-the-art models for inductance, losses and temperature allows a fast and accurate comparison of every design possibility.

Accurately design thousands of devices before FEM simulating the desired one.

Optimized accurate simulations

The 3D model accurately represents real wires, allowing a real simulation of electric and magnetic fields and temperature distribution.

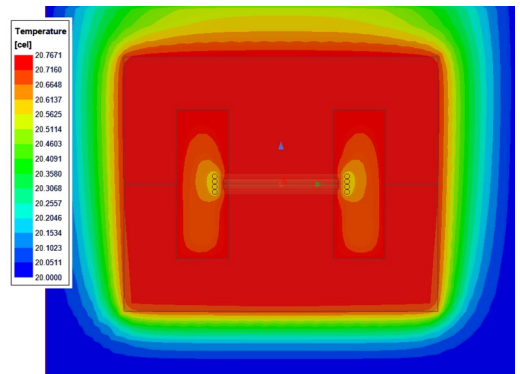
Symmetries are considered to save simulation time and resources while maintaining a high accuracy.



Temperature distribution

The temperature distribution in core, windings, insulation and surrounding ambient is included in the model, to ensure the selected device will be able to work within imposed limits.

The temperature is included in 3D and 2D FEA models.



Power Smart Control SL
Avda. Gregorio Peces Barba, 1
28919 Leganes (Madrid), Spain



sales@powersmartcontrol.com

